

[IC information]

Manufacture	LAPIS Technology
Series/Product	ML62Q1000
Type/Device Code	L62Q18**

[Specification of Resonator]

Model	DST1610A
Nominal Frequency	32.768kHz
Load Capacitance	6.0pF
Series Resistance	80k Ω max.

[Measurement Results]

Oscillation mode:Low power

C1=10pF, C2=10pF, VDD=+3.0V

Negative Resistance	-430k Ω
Drive Level	0.1 μ W
Frequency Deviation	-10ppm

C1=10pF, C2=10pF, VDD=+5.0V

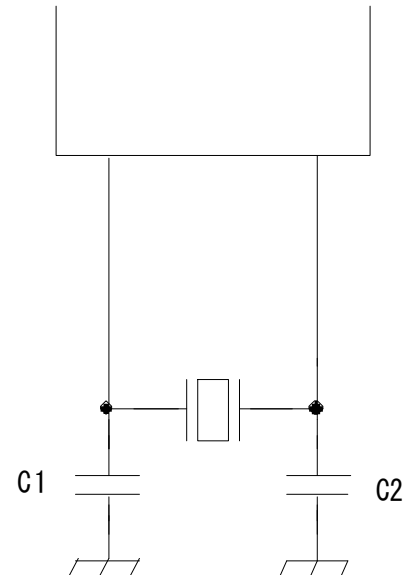
Negative Resistance	-430k Ω
Drive Level	0.1 μ W
Frequency Deviation	-11ppm

Measurement Results are for Reference only.

Therefore, it is necessary to conduct a survey on your board.

If you have any questions about circuit survey, please contact us by the following e-maill.

circuitanalysis797@kds.info

[Oscillation Diagram]

[IC information]

Manufacture	LAPIS Technology
Series/Product	ML62Q1000
Type/Device Code	L62Q18**

[Specification of Resonator]

Model	DST1610A
Nominal Frequency	32.768kHz
Load Capacitance	6.0pF
Series Resistance	80k Ω max.

[Measurement Results]

Oscillation mode:Standard

C1=10pF, C2=10pF, VDD=+3.0V

Negative Resistance	-560k Ω
Drive Level	0.1 μ W
Frequency Deviation	+5ppm

C1=10pF, C2=10pF, VDD=+5.0V

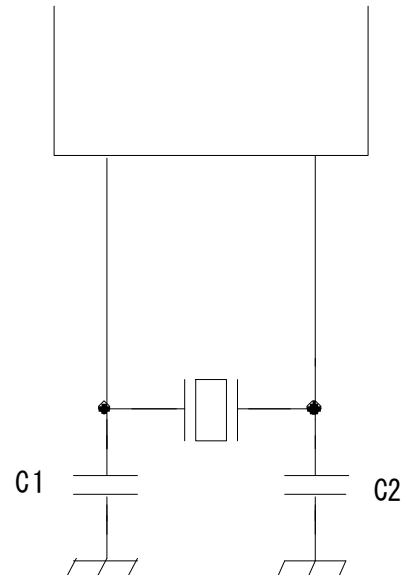
Negative Resistance	-560k Ω
Drive Level	0.1 μ W
Frequency Deviation	+7ppm

Measurement Results are for Reference only.

Therefore, it is necessary to conduct a survey on your board.

If you have any questions about circuit survey, please contact us by the following e-maill.

circuitanalysis797@kds.info

[Oscillation Diagram]

[IC information]

Manufacture	LAPIS Technology
Series/Product	ML62Q1000
Type/Device Code	L62Q18**

[Specification of Resonator]

Model	DST1610A
Nominal Frequency	32.768kHz
Load Capacitance	6.0pF
Series Resistance	80kΩ max.

[Measurement Results]

Oscillation mode:Tough

C1=10pF, C2=10pF, VDD=+3.0V

Negative Resistance	-1000kΩ
Drive Level	0.1μW
Frequency Deviation	+70ppm

C1=10pF, C2=10pF, VDD=+5.0V

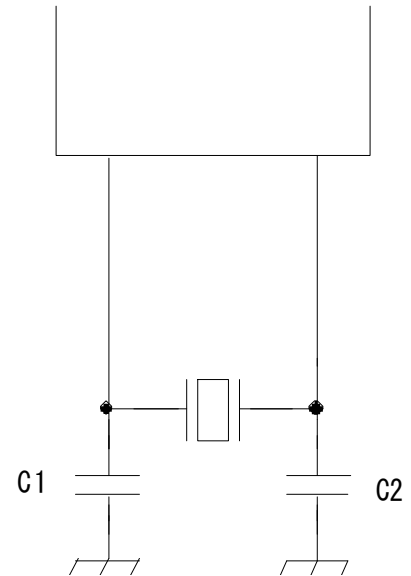
Negative Resistance	-1000kΩ
Drive Level	0.1μW
Frequency Deviation	+78ppm

Measurement Results are for Reference only.

Therefore, it is necessary to conduct a survey on your board.

If you have any questions about circuit survey, please contact us by the following e-maill.

circuitanalysis797@kds.info

[Oscillation Diagram]

[IC information]

Manufacture	LAPIS Technology
Series/Product	ML62Q1000
Type/Device Code	L62Q18**

[Specification of Resonator]

Model	DST310S
Nominal Frequency	32.768kHz
Load Capacitance	6.0pF
Series Resistance	80k Ω max.

[Measurement Results]

Oscillation mode:Low power

C1=10pF, C2=10pF, VDD=+3.0V

Negative Resistance	-430k Ω
Drive Level	0.1 μ W
Frequency Deviation	-21ppm

C1=10pF, C2=10pF, VDD=+5.0V

Negative Resistance	-430k Ω
Drive Level	0.1 μ W
Frequency Deviation	-20ppm

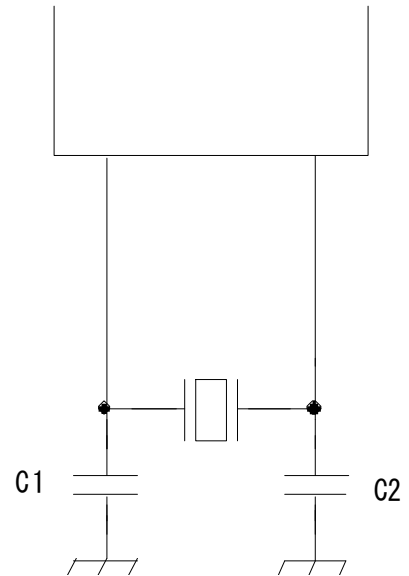
Measurement Results are for Reference only.

Therefore, it is necessary to conduct a survey on your board.

If you have any questions about circuit survey, please contact us by the following e-maill.

circuitanalysis797@kds.info

[Oscillation Diagram]



[IC information]

Manufacture	LAPIS Technology
Series/Product	ML62Q1000
Type/Device Code	L62Q18**

[Specification of Resonator]

Model	DST310S
Nominal Frequency	32.768kHz
Load Capacitance	6.0pF
Series Resistance	80k Ω max.

[Measurement Results]

Oscillation mode:Standard

C1=10pF, C2=10pF, VDD=+3.0V

Negative Resistance	-470k Ω
Drive Level	0.1 μ W
Frequency Deviation	-8ppm

C1=10pF, C2=10pF, VDD=+5.0V

Negative Resistance	-470k Ω
Drive Level	0.1 μ W
Frequency Deviation	-7ppm

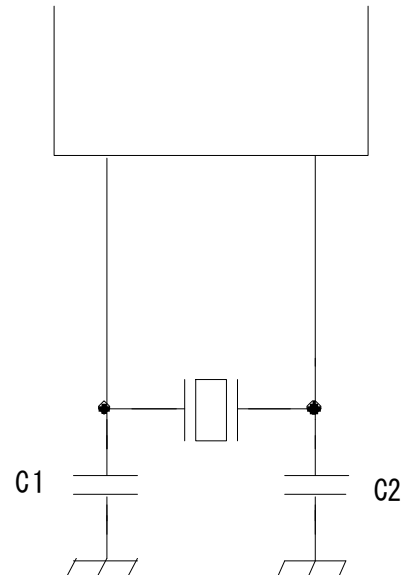
Measurement Results are for Reference only.

Therefore, it is necessary to conduct a survey on your board.

If you have any questions about circuit survey, please contact us by the following e-maill.

circuitanalysis797@kds.info

[Oscillation Diagram]



[IC information]

Manufacture	LAPIS Technology
Series/Product	ML62Q1000
Type/Device Code	L62Q18**

[Specification of Resonator]

Model	DST310S
Nominal Frequency	32.768kHz
Load Capacitance	6.0pF
Series Resistance	80k Ω max.

[Measurement Results]

Oscillation mode:Tough

C1=10pF, C2=10pF, VDD=+3.0V

Negative Resistance	-820k Ω
Drive Level	0.1 μ W
Frequency Deviation	+27ppm

C1=10pF, C2=10pF, VDD=+5.0V

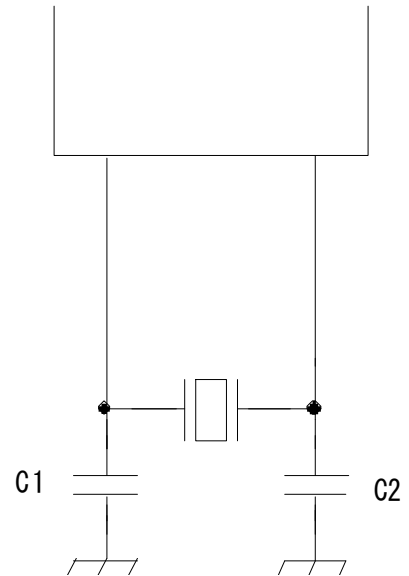
Negative Resistance	-820k Ω
Drive Level	0.1 μ W
Frequency Deviation	+32ppm

Measurement Results are for Reference only.

Therefore, it is necessary to conduct a survey on your board.

If you have any questions about circuit survey, please contact us by the following e-maill.

circuitanalysis797@kds.info

[Oscillation Diagram]

[IC information]

Manufacture	LAPIS Technology
Series/Product	ML62Q1000
Type/Device Code	L62Q18**

[Specification of Resonator]

Model	DT-26
Nominal Frequency	32.768kHz
Load Capacitance	6.0pF
Series Resistance	40k Ω max.

[Measurement Results]

Oscillation mode:Low power

C1=10pF, C2=10pF, VDD=+3.0V

Negative Resistance	-430k Ω
Drive Level	0.1 μ W
Frequency Deviation	-7ppm

C1=10pF, C2=10pF, VDD=+5.0V

Negative Resistance	-430k Ω
Drive Level	0.1 μ W
Frequency Deviation	-12ppm

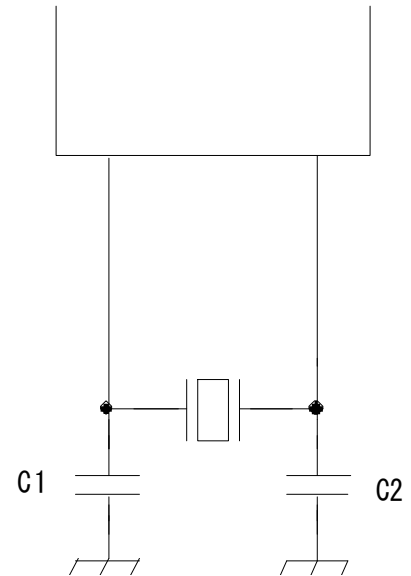
Measurement Results are for Reference only.

Therefore, it is necessary to conduct a survey on your board.

If you have any questions about circuit survey, please contact us by the following e-maill.

circuitanalysis797@kds.info

[Oscillation Diagram]



[IC information]

Manufacture	LAPIS Technology
Series/Product	ML62Q1000
Type/Device Code	L62Q18**

[Specification of Resonator]

Model	DT-26
Nominal Frequency	32.768kHz
Load Capacitance	6.0pF
Series Resistance	40k Ω max.

[Measurement Results]

Oscillation mode:Standard

C1=10pF, C2=10pF, VDD=+3.0V

Negative Resistance	-510k Ω
Drive Level	0.1 μ W
Frequency Deviation	-3ppm

C1=10pF, C2=10pF, VDD=+5.0V

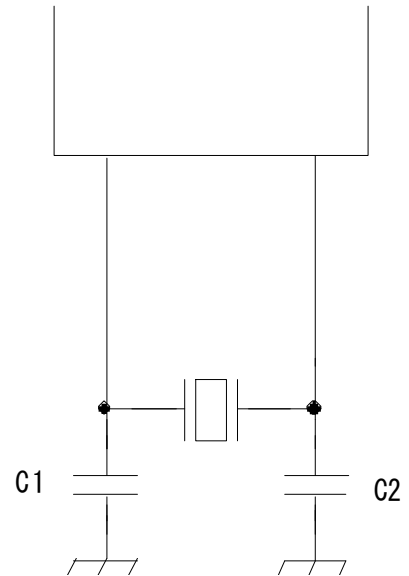
Negative Resistance	-510k Ω
Drive Level	0.1 μ W
Frequency Deviation	-2ppm

Measurement Results are for Reference only.

Therefore, it is necessary to conduct a survey on your board.

If you have any questions about circuit survey, please contact us by the following e-maill.

circuitanalysis797@kds.info

[Oscillation Diagram]

[IC information]

Manufacture	LAPIS Technology
Series/Product	ML62Q1000
Type/Device Code	L62Q18**

[Specification of Resonator]

Model	DT-26
Nominal Frequency	32.768kHz
Load Capacitance	6.0pF
Series Resistance	40k Ω max.

[Measurement Results]

Oscillation mode:Tough

C1=10pF, C2=10pF, VDD=+3.0V

Negative Resistance	-820k Ω
Drive Level	0.1 μ W
Frequency Deviation	+17ppm

C1=10pF, C2=10pF, VDD=+5.0V

Negative Resistance	-820k Ω
Drive Level	0.1 μ W
Frequency Deviation	+21ppm

Measurement Results are for Reference only.

Therefore, it is necessary to conduct a survey on your board.

If you have any questions about circuit survey, please contact us by the following e-maill.

circuitanalysis797@kds.info

[Oscillation Diagram]

